

# Care Management PCMH Committee

## Person-Centered Medical Home Program Update June 12, 2019



# PCMH Program Status

As of May 31, 2019

PCMH Program Participants		Sites		Providers	
4/30/19	5/31/19	4/30/19	5/31/19	4/30/19	5/31/19
120	119	536	533	2,106	2,107

<b>89</b> PCMH Approved Practices  Recognized at NCQA Level 2 or Level 3	<b>18</b> Glide Path Practices  Working towards NCQA recognition	<b>1</b> Glide Path Renewal Practice  Working towards NCQA renewal recognition	<b>16</b> PCMH Accredited Practices  Includes FQHCs
--	---	---	--

Note: 4 Practices have sites in both PCMH & Glide Path Programs

1 Practice has sites in both Glide Path & Glide Path Renewal Programs

# PCMH Approved Practices

## PCMH Approved Practices

4/30/19

**88**

5/31/19

**89**

New Approved Practices: 1

Completed Glide Path: 1

Termed Practices: 1

## PCMH Approved Sites

4/30/19

**357**

5/31/19

**361**

New Approved Sites: 1

Completed Glide Path: 4

Sites Termed: 1

## PCMH Approved Providers

4/30/19

**1,478**

5/31/19

**1,493**

Completed Glide Path: 10

Providers Added: 14

Providers Termed: 9

# PCMH Adult & Pediatric Practices

**89** PCMH Approved  
Practices

**361**  
PCMH Approved Sites

**37** Internal  
Medicine  
PCMH  
Practices  
with **174** Sites

**21** Family  
Medicine  
PCMH  
Practices  
with **98** Sites

**43** Pediatric  
PCMH  
Practices  
with **89** Sites

*This data reflects current information through May 31, 2019*

*Note: 5 Practices have sites in all 3 categories & 3 Practices have sites in 2 of 3 categories.  
Sites are counted once.*

# PCMH Glide Path Practices

## Glide Path Practices

4/30/19

**20**

5/31/19

**18**

New Practices: 0

Completed Glide Path: 1

Practices Termed: 1

**1**

## Glide Path Renewal Practice

No Change

## Glide Path Sites

4/30/19

**49**

5/31/19

**42**

New Practice Sites: 0

Completed Glide Path: 4

Sites Termed: 3

## Glide Path Providers

4/30/19

**186**

5/31/19

**172**

New Providers: 0

Completed Glide Path: 10

Providers Added: 0

Providers Termed: 4

**1 Site**  
**3 Providers**

No Change

# PCMH Accredited Program Participants

Federally Qualified Health Centers (FQHCs) and FQHC look-alikes are program participants\*

## PCMH Accredited Participants

4/30/19

**16**

5/31/19

**16**

No Change

## PCMH Accredited Sites

4/30/19

**129**

5/31/19

**129**

Sites Added: 0

Sites Terminated: 0

## PCMH Accredited Providers

4/30/19

**439**

5/31/19

**439**

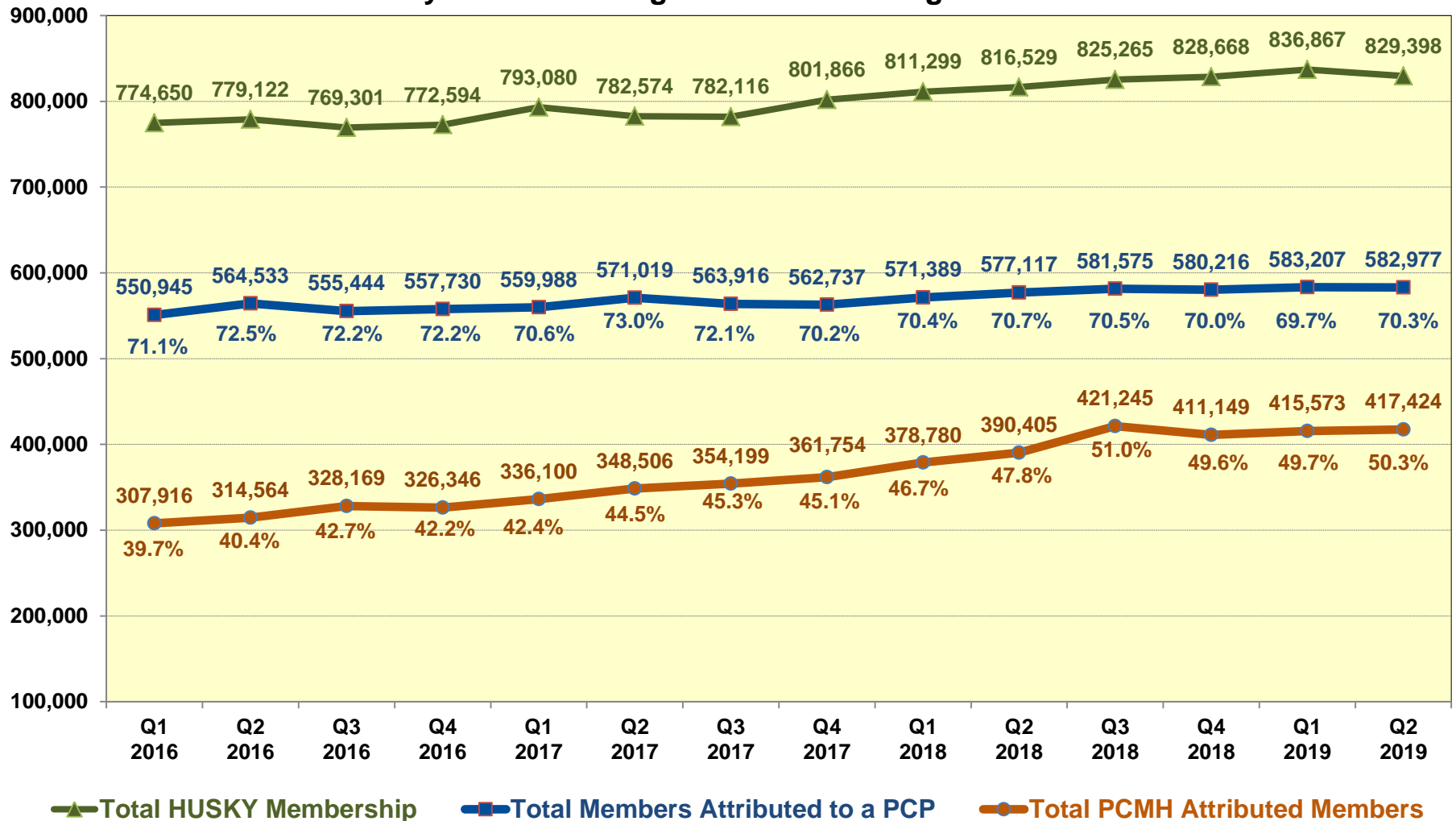
Providers Added: 0

Providers Terminated: 0

\*Federally Qualified Health Centers (FQHCs) and FQHC look-alikes are PCMH program participants if they are pursuing and/or have obtained the Joint Commission Ambulatory Care accreditation with or without the Primary Care Medical Home certification as well as NCQA recognition at Levels 1, 2, or 3.

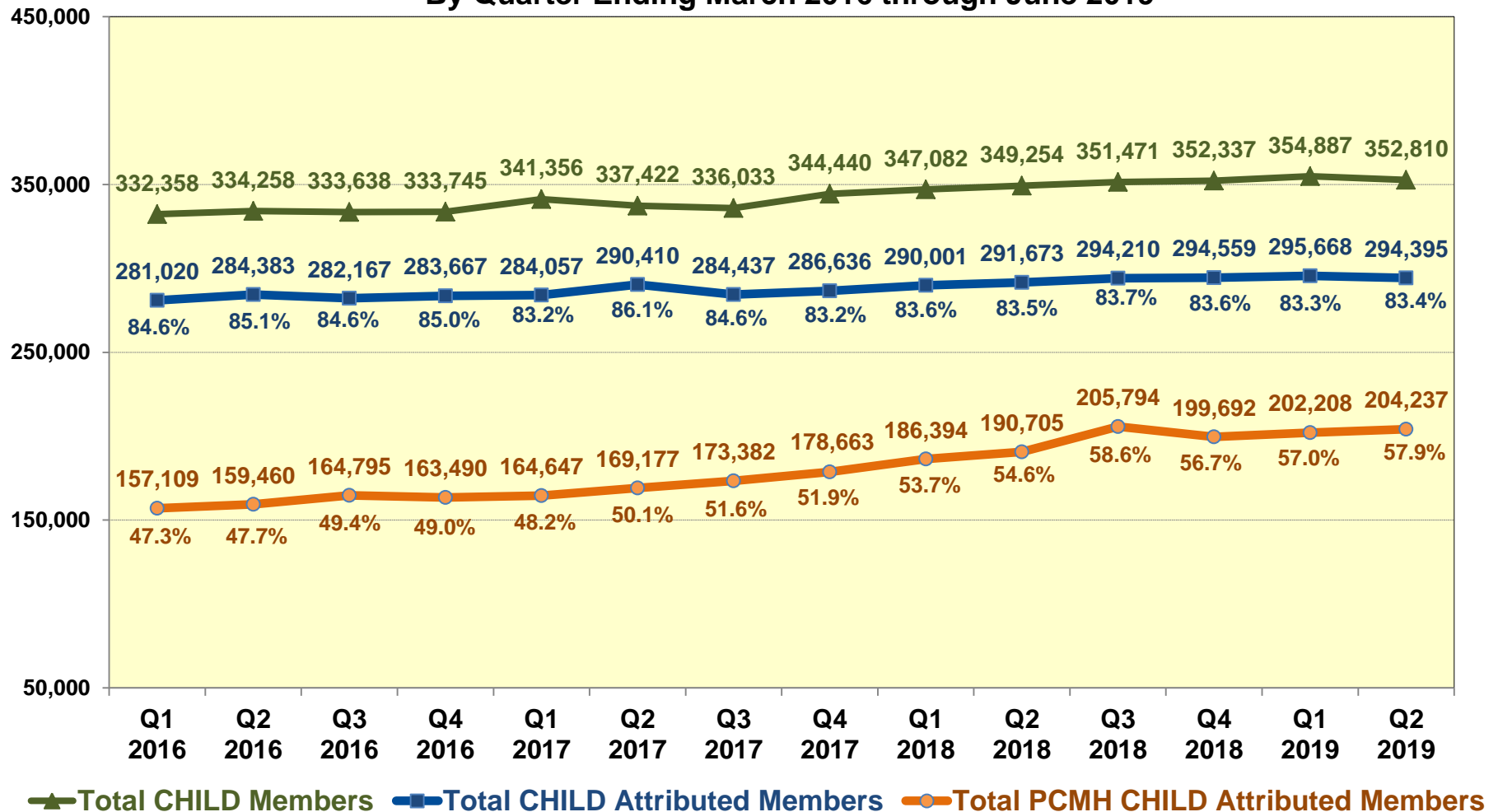
# PCMH Program Member Attribution

Comparison of Total HUSKY Membership, Total Members Attributed to a PCP, and Total PCMH Attributed Members  
By Quarter Ending March 2016 through June 2019



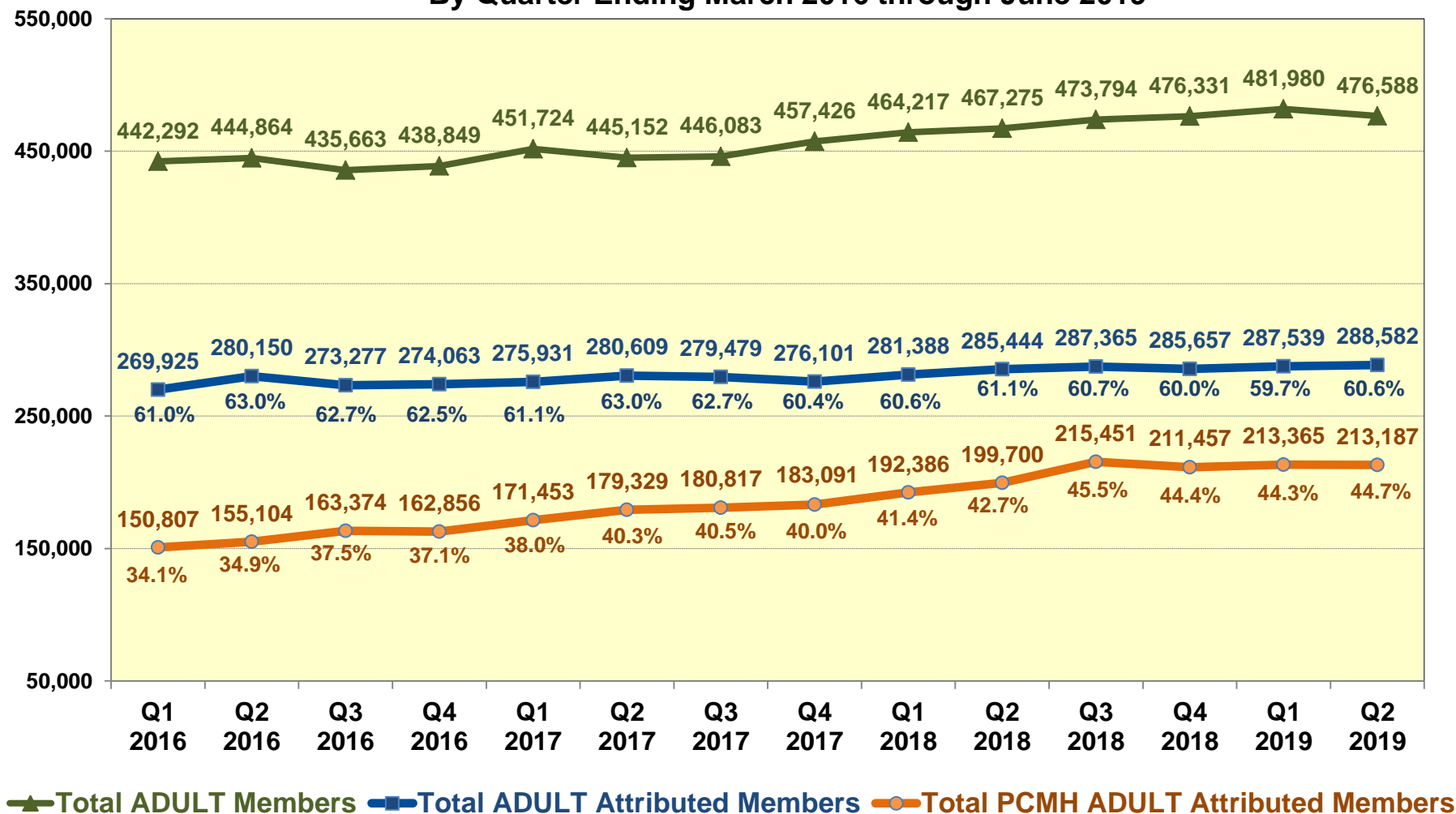
# PCMH Program CHILD Member Attribution

Comparison of Total CHILD Members, Total CHILD Attributed Members  
and Total PCMH CHILD Attributed Members  
By Quarter Ending March 2016 through June 2019

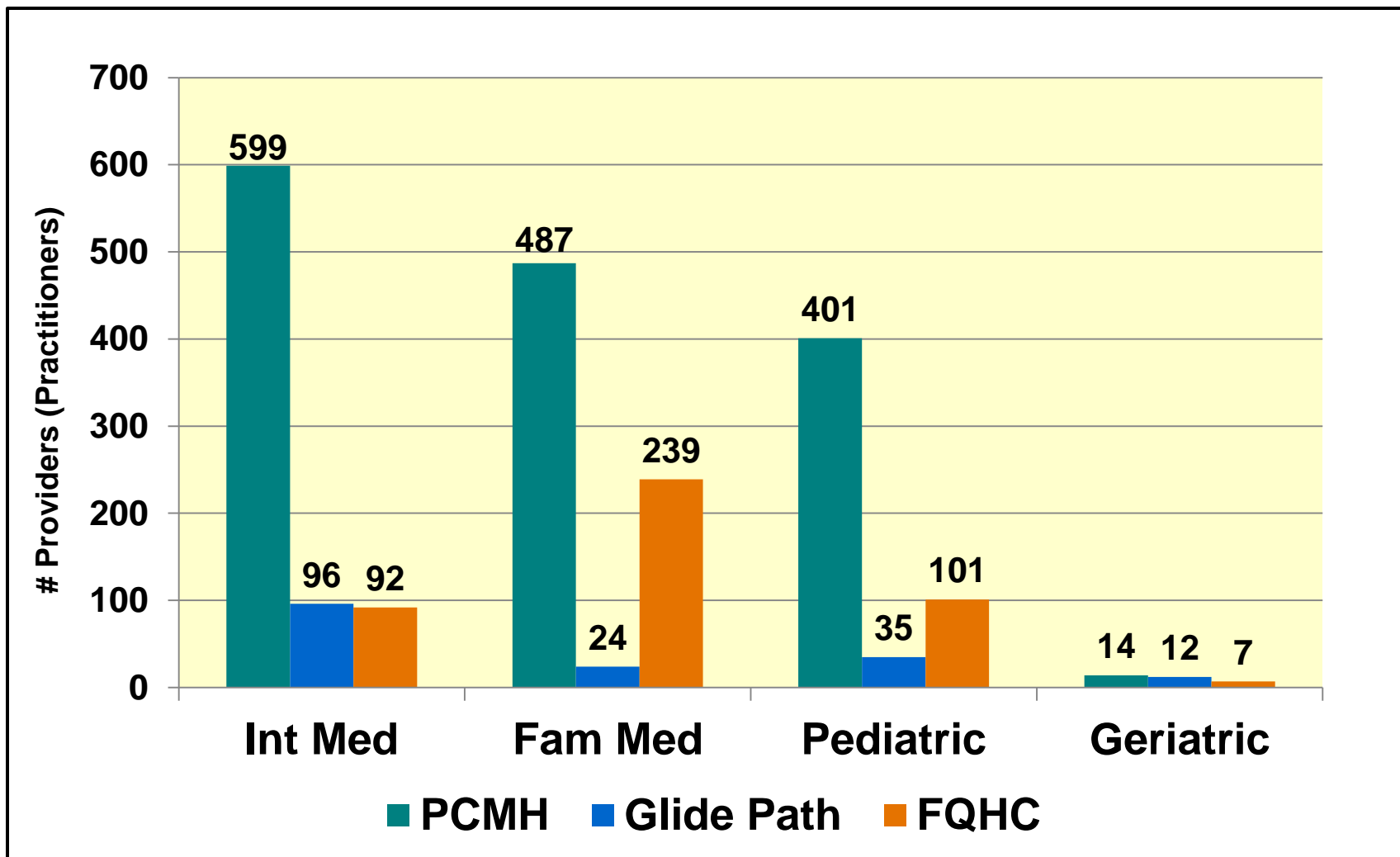


# PCMH Program ADULT Member Attribution

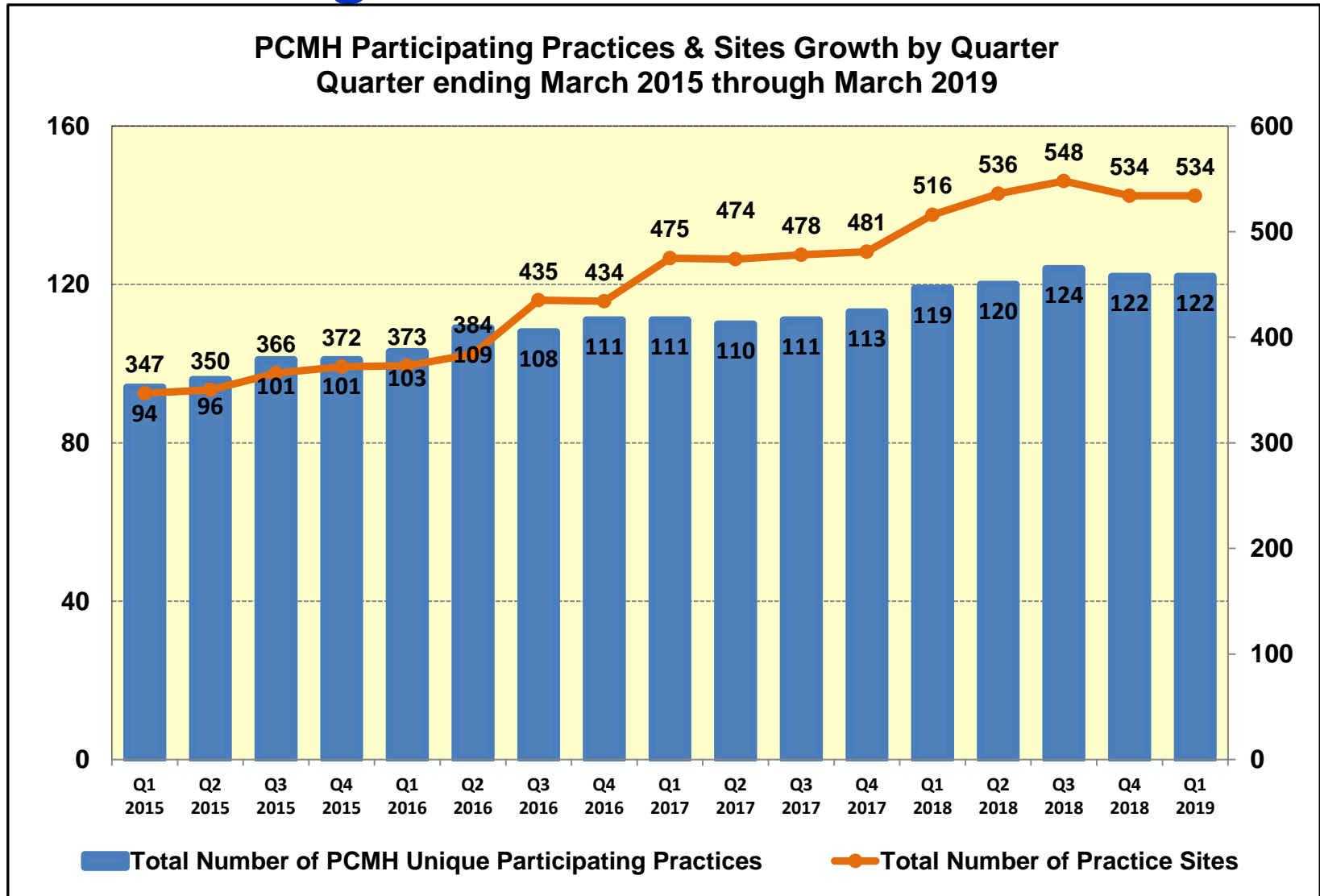
Comparison of Total ADULT Members, Total ADULT Attributed Members  
and Total PCMH ADULT Attributed Members  
By Quarter Ending March 2016 through June 2019



# Provider Specialty by PCMH Program Participation as of May 31, 2019

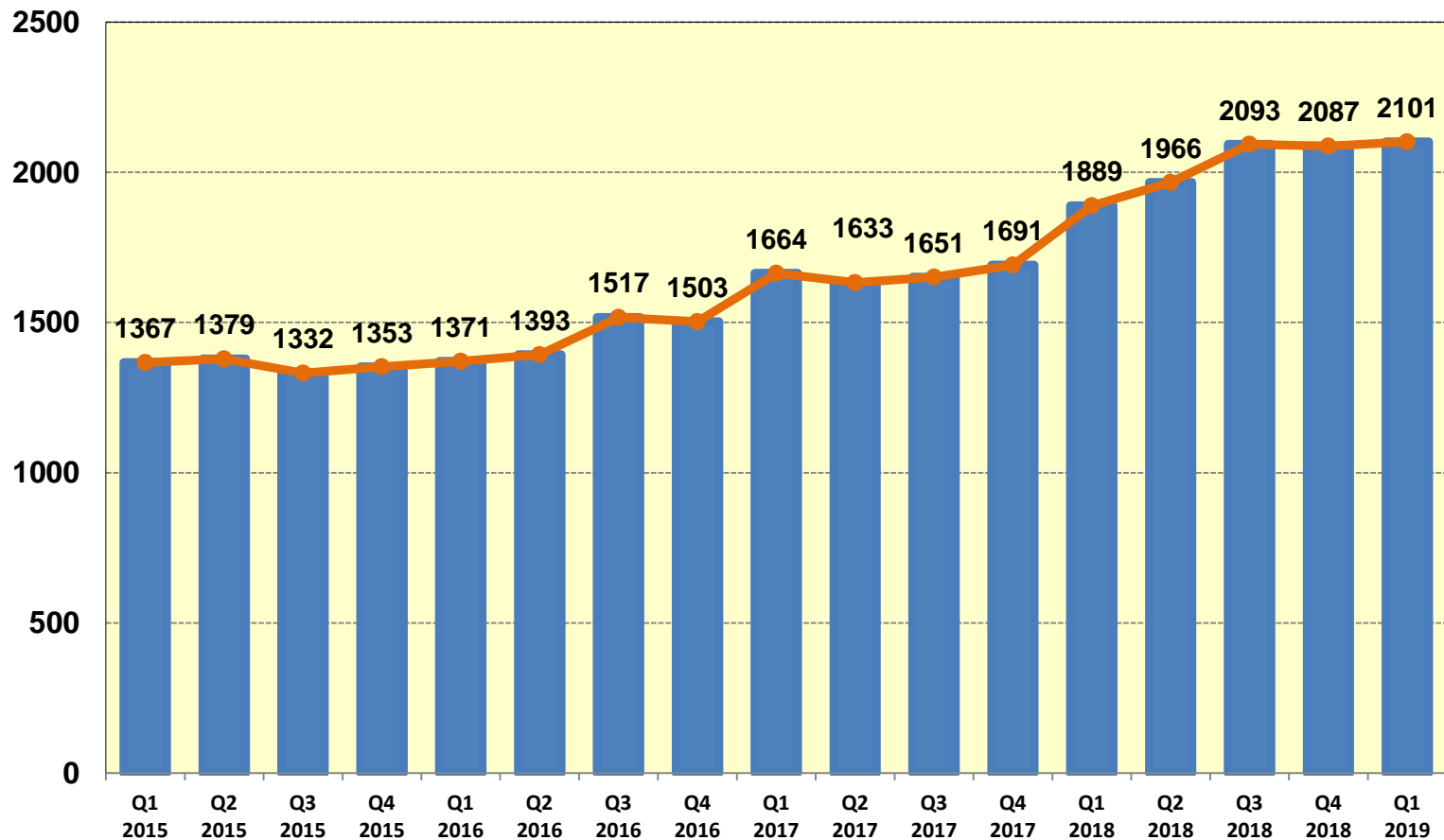


# PCMH Program Growth-Practices & Sites



# PCMH Program Growth - Providers

PCMH Total Participating Providers/Practitioners by Quarter  
Quarter ending March 2015 through March 2019





# PCMH Practice Recruitment

# PCMH CY2019 Program Recruitment

## Recruitment as of May 31, 2019

- **17 Practice Sites**
  - 8 New Practice Sites
  - 9 New Sites from Current PCMH Practices
- **34 Providers**
  - 22 From New Practice Sites
  - 12 From New Sites from Current PCMH Practices

## Practice Recruitment Opportunities

**22 Practice Sites**

**42 Providers**

These are eligible primary care practices that are most likely to enroll in the PCMH program in 2019.

# Recruitment Analysis of Providers for the PCMH Program

## MD, DO, PA & APRN Providers

Data sources: NPES Dissemination file (NPI Files at cms.gov), May 2019 & DXC

PCMH Provider Type	CT Licensed Providers MD/DO, PA & APRN*	CMAE Enrolled Providers*	PCMH Eligible CMAE Providers**	PCMH Enrolled CMAE Providers**	CMAE Providers available for PCMH recruitment**
Internal Medicine	5,899	4,118	1,490	921	569
Pediatrics	1,288	891	850	511	339
Family Practice	1,932	1,375	966	654	312
Geriatrics	181	96	24	21	3
Non-PCMH Provider Type	11,983	5,440	0	0	0
<b>Total</b>	<b>21,283</b>	<b>11,920</b>	<b>3,330</b>	<b>2,107</b>	<b>1,223</b>

\*Includes primary care providers and specialists

\*\*Includes only attested primary care providers

# Recruitment Analysis of Providers for the PCMH Program MD and DO Providers

Data sources: NPES Dissemination file (NPI Files at cms.gov), May 2019 & DXC

PCMH Provider Type	CT Licensed Providers MD & DO*	CMAE Enrolled Providers*	PCMH Eligible CMAE Providers**	PCMH Enrolled CMAE Providers**	CMAE Providers available for PCMH recruitment**
Internal Medicine	2,784	1,890	1,092	821	271
Pediatrics	1,016	711	727	411	316
Family Practice	741	512	503	342	161
Geriatrics	125	60	20	15	5
Non-PCMH Provider Type	10,526	4,765	0	0	0
<b>Total</b>	<b>15,192</b>	<b>7,938</b>	<b>2,342</b>	<b>1,589</b>	<b>753</b>

\*Includes primary care providers and specialists

\*\*Includes only attested primary care providers

# Recruitment Analysis of Providers for the PCMH Program PA & APRN Providers

Data sources: NPES Dissemination file (NPI Files at cms.gov), May 2019 & DXC

PCMH Provider Type	CT Licensed Providers PA & APRN*	CMAE Enrolled Providers*	PCMH Eligible CMAE Providers**	PCMH Enrolled CMAE Providers**	CMAE Providers available for PCMH recruitment**
Internal Medicine	3,115	2,228	398	100	298
Pediatrics	272	180	123	100	23
Family Practice	1,191	863	463	312	151
Geriatrics	56	36	4	6	(2)***
Non-PCMH Provider Type	1,457	675	0	0	0
<b>Total</b>	<b>6,091</b>	<b>3,982</b>	<b>988</b>	<b>518</b>	<b>470</b>

\*Includes primary care providers and specialists

\*\*Includes only attested primary care providers

\*\*\*There are more Geriatric APRN providers enrolled in the PCMH program than “Eligible” in CMAE because “Eligible” providers includes only those with attributed members. APRNs are eligible for the PCMH program if they support a PCP but do not have members attributed directly to them.

# Providers for PCMH Recruitment

- **1,223** Providers available for PCMH recruitment
  - **979** Providers available at non – recruited Practices
    - **560** Open to PCMH recruitment
      - 464 providers – Regional Network Managers have made contact, educate, and work with them for recruitment into the PCMH program
        - 42 providers currently projected to enroll in 2019 (slide 14)
      - 96 newly enrolled CMAP providers to be contacted
    - **419** Not open to PCMH recruitment: providers that were previously engaged and have no interest or are not eligible
      - 25% - Providers without an EHR
      - 20% - Providers previously in the PCMH program that have termed
      - 15% - Provider was a practice no longer exists (closed, provider retired, acquired by another practice entity)
      - 40% - Other reasons not interested in PCMH. Reasons include small Medicaid panel, does not want to do the work, no longer a PCP, solo practitioner and lacks resources, provider no longer enrolled in CMAP, staff constraints or frequent turnover
  - **244** Providers at recruited PCMH Practices but not enrolled in PCMH. Reasons not enrolled include:
    - Not practicing at a PCMH site
    - Does not qualify for eligibility (ie does not spend 60% of clinical time as a PCP).